



COMMUNITY PLANNING
WEST DUNBARTONSHIRE

getting
it right
for every child

Integrated Children's Service Needs Assessment Snapshot Stage 1

Nurtured DIG 21/08/2018

WDHSCP Health Improvement Team

WDHSCP@ggc.scot.nhs.uk

01389 776 990



COMMUNITY PLANNING
WEST DUNBARTONSHIRE

getting
it right
for every child

Why

- [The Statutory Guidance on Part 3 \(Children's Services Planning\) of the Children and Young People \(Scotland\) Act 2014](#)
- Understanding the population integral part of strategic planning



COMMUNITY PLANNING
WEST DUNBARTONSHIRE



Child Poverty (Scotland) Act 2017

2017 asp 6

Public Health Priorities
for Scotland



COSLA

Scottish Government
Riaghailteas na h-Alba
gov.scot



getting
it right
for every child

2017 NATIONAL IMPROVEMENT FRAMEWORK AND IMPROVEMENT PLAN FOR SCOTTISH EDUCATION

ACHIEVING EXCELLENCE AND EQUITY



The Scottish Government
@ScotGov
www.gov.scot

Smarter
Scotland
Scottish
Government

Child Protection Improvement Programme

Child Protection Improvement Programme – Update
#9

June 25, 2018 by [child-protection-improvement-programme](#) No Comments

As the Scottish Parliament breaks for summer recess this week, we thought it would be timely to provide an update on the work being undertaken to deliver the recommendations of the [Child Protection Improvement Programme \(CPIP\)](#).

Firstly, we would like to bring your awareness to the Child Protection Committees Scotland's (CPCS Scotland) media campaign [Eyes Open](#) which was launched on Friday 22 June 2018. We welcome the campaign 'Eyes Open' which aims to raise awareness of the important role everyone has to keep children safe from harm in the holidays.



COMMUNITY PLANNING
WEST DUNBARTONSHIRE

getting
it right
for every child

Process and Structure

- GIRFEC wellbeing indicators
- Population View
- Poverty, Welfare Reform and Adverse Childhood Experiences
- Services



COMMUNITY PLANNING
WEST DUNBARTONSHIRE

getting
it right
for every child

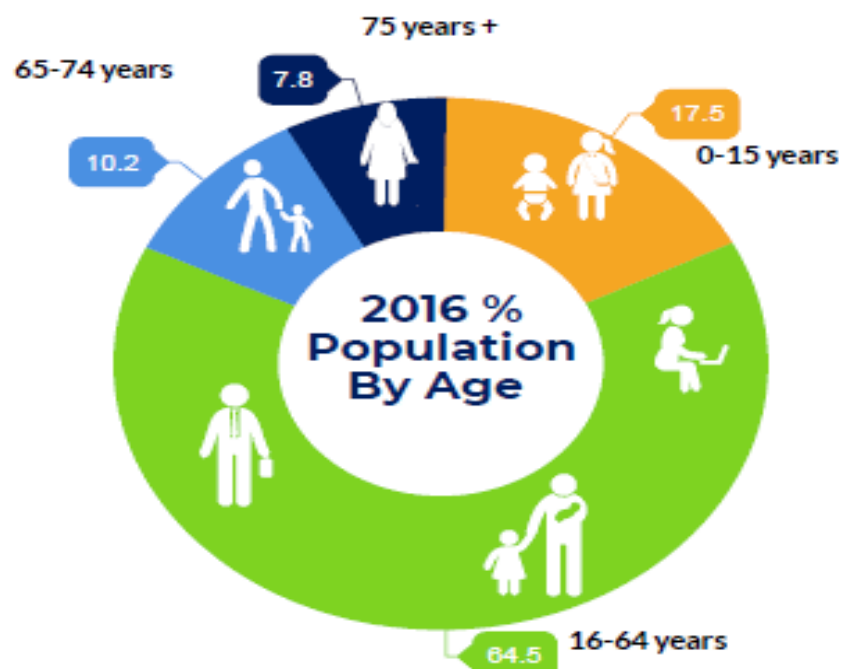
Demographics



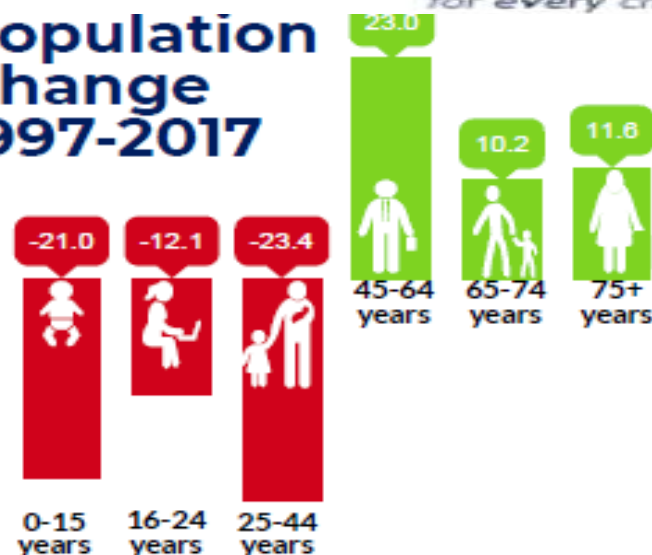
Live Births

7% ↓

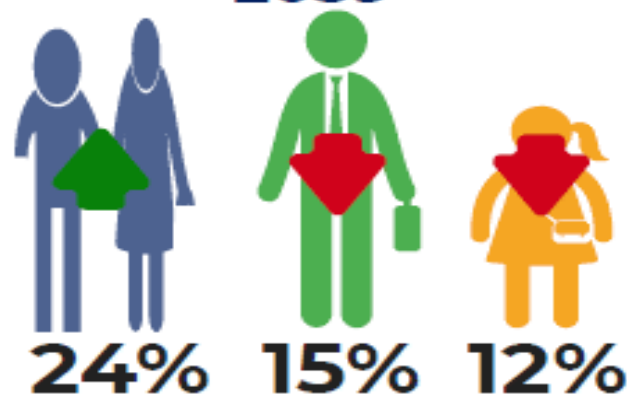
between
2016 & 2017



Population Change 1997-2017



Population Change by 2039





COMMUNITY PLANNING
WEST DUNBARTONSHIRE

getting
it right
for every child






COMMUNITY PLANNING
WEST DUNBARTONSHIRE

getting
it right
for every child

SAFE

3rd Highest
rate of Child Protection
Registrations 2017



Highest rate of
unintentional
injuries under
5s





COMMUNITY PLANNING
WEST DUNBARTONSHIRE

getting
it right
for every child



low dental
registration
0-2yrs

Poor oral health at
NDIP Inspection
2016/17

30% Primary 1
40% Primary 7

indicated action
required



IMPROVING
rates of childhood
obesity Primary 1

7.6%

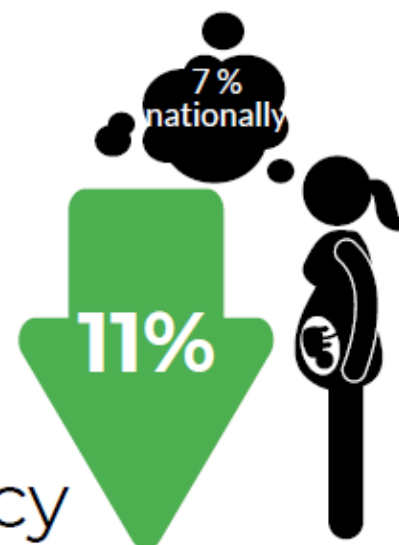


Teenage
pregnancy



reducing
across all
age
groups

Smoking in pregnancy



HEALTHY



COMMUNITY PLANNING
WEST DUNBARTONSHIRE

getting
it right
for every child

Health and
wellbeing
development
review

91.0% of
eligible children
had a 27-30
month review

70.7% of children
reviewed had meaningful
data recorded in ALL
domains

19.1% of
children
reviewed had
at least one
developmental
concern
recorded

2016/17




17.3% of
Children
living in
fuel
poverty

Parenting programme

90% attendees with high
Strength & Difficulties
Score

Children
live in low
income
families



NURTURED



COMMUNITY PLANNING
WEST DUNBARTONSHIRE

getting
it right
for every child

ACHIEVING

Decrease
in Primary
pupils by
2020

Increase in
Secondary
pupils by
2020

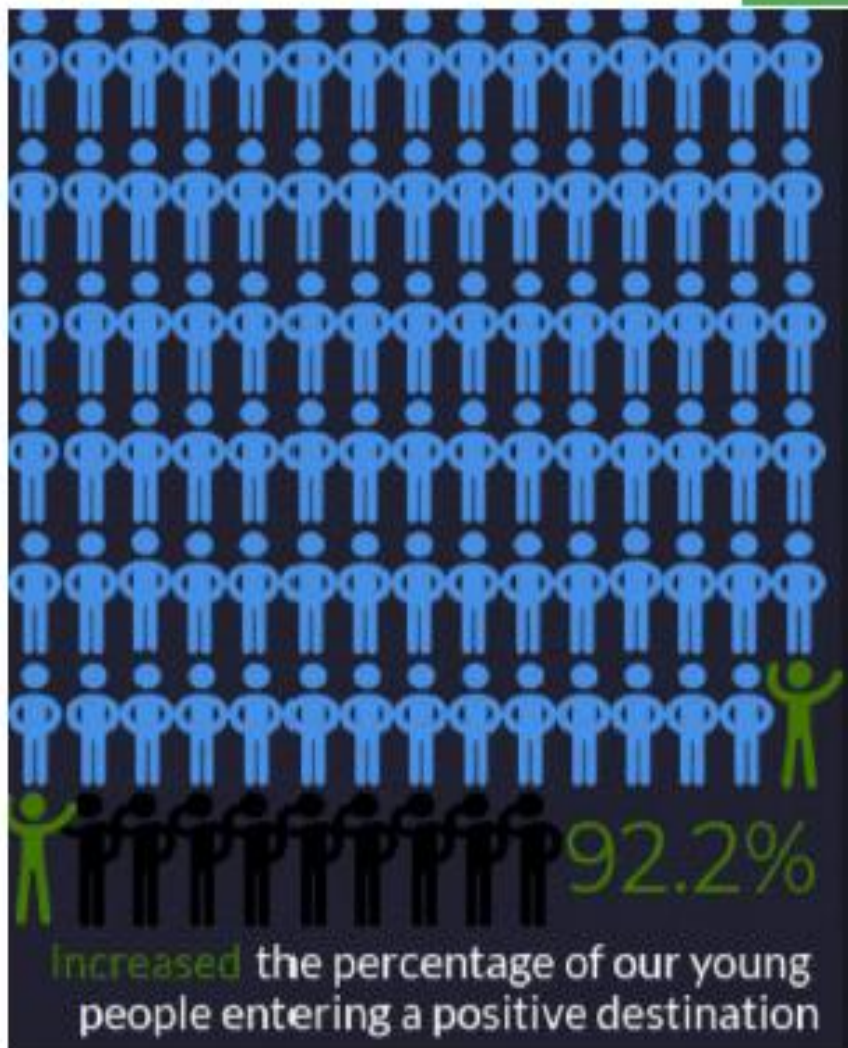


73%

pupils attained
CfE level
appropriate for
age & stage

4.7% gap
between
most &
least
deprived in
numeracy

5.1% gap
between
most &
least
deprived in
literacy





COMMUNITY PLANNING
WEST DUNBARTONSHIRE

getting
it right
for every child

RESPONSIBLE



54 pupils
consume
alcohol at least
once per week




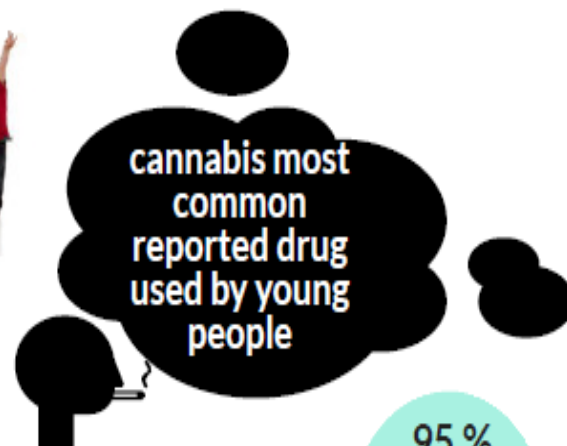
Consumption
declining 13-15
year olds



11-25yr
drug related
hospital
stays



cannabis most
common
reported drug
used by young
people



**Highest
rate** of young
people in prison
in Scotland

87 %
of
15 year
olds

have
NEVER
used
drugs

95 %
of
13 year
olds





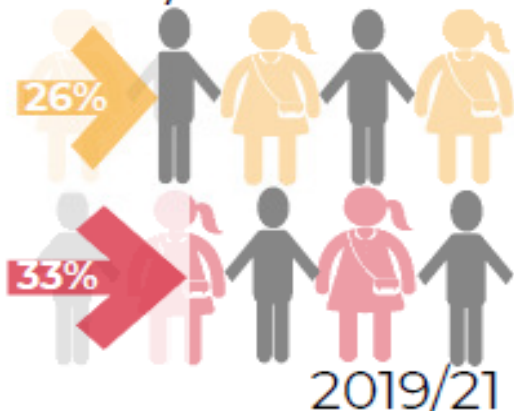
COMMUNITY PLANNING
WEST DUNBARTONSHIRE

getting
it right
for every child

1 in 5 UK families live in
POVERTY
Over half
are working
families

4128
Lone parent
households

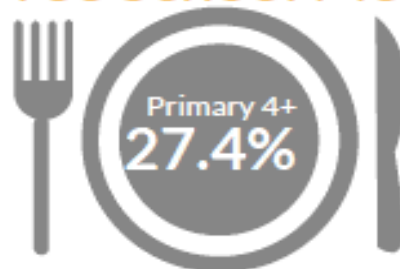
Child Poverty
2016/17



50%
Lone parents
are not in
employment



Free School Meal



Scotland 17%

Largest
projected reduction
in welfare spending
per adult

West
Dunbartonshire
£323



Scotland
£250



INCLUDED



**COMMUNITY PLANNING
WEST DUNBARTONSHIRE**

**getting
it right**
for every child





Growing Up in Scotland

Growing up in Scotland (GUS) Longitudinal Research Study

Levels of ACEs by Growing Up in Scotland



Sources

<http://www.scphrp.ac.uk/the-prevalence-of-adverse-childhood-experiences-in-the-general-population-of-scottish-children-in-the-first-8-years-of-life/>

<https://growingupinScotland.org.uk/>